

Effective February 2022, add a 10% temporary freight surcharge to pricing for zones 2-5.

sodo lounge chairs



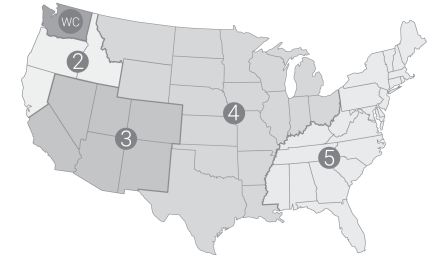
LOUNGE CHAIR OPTIONS

LO-CAL01330LC	Cal 133 specifications/lounge chair	\$115.00
LO-CAL-133-SE	Cal 133 specifications/settee	\$240.00
LO-CAL-133-SO	Cal 133 specifications/sofa	\$295.00
LO-MB	Moisture Barrier (per cushion)	\$85.00
LO-MFA-LC	Multiple fabrics applied/lounge	\$80.00
LO-MFA-SE	Multiple fabrics applied/settee	\$110.00
LO-MFA-SO	Multiple fabrics applied/sofa	\$140.00
LO-CS	Custom Stain	\$875.00
LO-GS	Green Series (FSC Certified)	request pricing







SODO LOUNGE OPTIONS

LO-SS	Solid Surface Arm Caps	\$470.00
LO-9071	Wood Arm Caps	\$165.00
LO-TA	Tablet Arm (ea)	\$735.00

(Only with Wood Arm Cap)



9070 sodo lounge chairs

		dimensions	zone	com	col	a	b	c	d	e	f	g	h	leather	yds	wt
9070  	W:	31.50	WC	1974	2079	2329	2464	2574	2654	2789	2924	3109	3449	3499	5.00	55
	D:	28.00	2	2171	2276	2526	2661	2771	2851	2986	3121	3306	3646	3696		
	H:	31.00	3	2210	2315	2565	2700	2810	2890	3025	3160	3345	3685	3735		
	SH:	18.00	4	2250	2355	2605	2740	2850	2930	3065	3200	3385	3725	3775		
	AH:	25.00	5	2289	2394	2644	2779	2889	2969	3104	3239	3424	3764	3814		
9070-2  	W:	53.50	WC	2563	2668	3060	3249	3403	3515	3704	3893	4152	4628	4698	7.00	85
	D:	28.00	2	2819	2924	3316	3505	3659	3771	3960	4149	4408	4884	4954		
	H:	31.00	3	2871	2976	3368	3557	3711	3823	4012	4201	4460	4936	5006		
	SH:	18.00	4	2922	3027	3419	3608	3762	3874	4063	4252	4511	4987	5057		
	AH:	25.00	5	2973	3078	3470	3659	3813	3925	4114	4303	4562	5038	5108		
9070-3  	W:	75.50	WC	3115	3220	3754	3997	4195	4339	4582	4825	5158	5770	5860	9.00	100
	D:	28.00	2	3427	3532	4066	4309	4507	4651	4894	5137	5470	6082	6172		
	H:	31.00	3	3489	3594	4128	4371	4569	4713	4956	5199	5532	6144	6234		
	SH:	18.00	4	3551	3656	4190	4433	4631	4775	5018	5261	5594	6206	6296		
	AH:	25.00	5	3614	3719	4253	4496	4694	4838	5081	5324	5657	6269	6359		

